

# Platinum Temperature Sensor Pt5000 FMC 2x5

## Technical Data

Resistance at 0°C (R <sub>0</sub> )	5000 Ω		
Temperature coefficient (0°C up to +100°C)	3.85 · 10 <sup>-3</sup> K <sup>-1</sup>		
Tolerance classes according to DIN EN 60751	<ul style="list-style-type: none"> <li>• F 0,1 (0°C - +150°C)</li> <li>• F 0,15 (-30°C - +300°C)</li> <li>• F 0,3 (-50°C - +500°C)</li> </ul>		
Operating temperature range depending on lead material:			
AgPd5, Au-coated Ni-wire	-50 °C up to +400 °C		
Pt-coated Ni-wire	-50 °C up to +500 °C (short-time up to +550 °C)		
Pt	-50 °C up to +600 °C		
Measurement current (DC) at 25 °C	0.01 mA		
Maximal permissible peak current (DC) at 25 °C	0.03 mA		
Insulation resistance	> 10 MΩ		
Self-heating at 0 °C	< 0.5 K / mW		
Thermal response time			
Flowing water (v = 0.2 m/s)	T <sub>0,5</sub> = 0.07s, T <sub>0,9</sub> = 0.3s		
Flowing air (v = 1 m/s)	T <sub>0,5</sub> = 6 s, T <sub>0,9</sub> = 20 s		
Resistance value [Ω] at			
Temperature	Tolerance class		
	F 0,1 [Ω]	F 0,15 [Ω]	F 0,3 [Ω]
0 °C	5000 ± 4	5000 ± 3	5000 ± 6
+100 °C	6925 ± 5	6925 ± 7	6925 ± 15

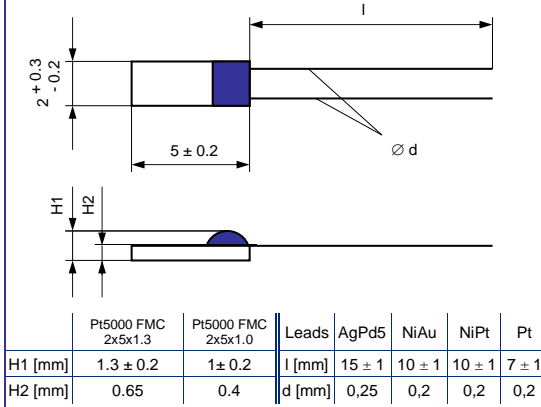
R <sub>t</sub> measuring point	2 mm from wire end
Maximal Resistance Change at UCT 250 h	< 0.1 %
Specification	DIN EN 60751
Type	Film sensor

**Technology:** Advanced thin-film-technology (ceramic carrier with a structured platinum layer, covered with a passivating layer)

**Operating conditions:** Unprotected application only in dry environments without any contamination

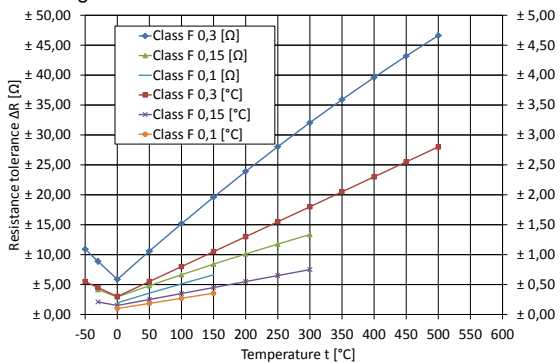
**Conformity:** 2011/65/EU: Beschränkung der Verwendung bestimmter gefährlicher Stoffe in Elektro- und Elektronikgeräten / Restriction of the use of Hazardous Substances Directive (RoHS)

Dimensions [mm]



## Functional performance

according to DIN EN 60751



Picture 1: Resistance and temperature tolerances of Pt5000 (Please note - the operating temperature range depends on lead material!)

Temperature range from -50 °C up to 0 °C:

$$R_t = R_0 \cdot (1 + A \cdot t + B \cdot t^2 + C \cdot (t - 100 \text{ °C}) \cdot t^3)$$

Temperature range from 0°C up to +600°C:

$$R_t = R_0 \cdot (1 + A \cdot t + B \cdot t^2)$$

Tolerance classes according to DIN EN 60751:

Class F 0,1 (0°C - +150°C):  $\Delta t = \pm (0.1 + 0.0017 \cdot |t|)$

Class F 0,15 (-30°C - +300°C):  $\Delta t = \pm (0.15 + 0.002 \cdot |t|)$

Class F 0,3 (-50°C - +500°C):  $\Delta t = \pm (0.3 + 0.005 \cdot |t|)$

Whereby:

R<sub>t</sub> ... Resistance [Ω] at temperature t

R<sub>0</sub> ... Resistance [Ω] at 0 °C

t ... Temperature [°C]

Δt ... Permissible temperature deviation at t [°C]

$$A = 3.9083 \cdot 10^{-3} \text{ °C}^{-1}$$

$$B = -5.775 \cdot 10^{-7} \text{ °C}^{-2}$$

$$C = -4.183 \cdot 10^{-12} \text{ °C}^{-4}$$



Fields of application

- Industrial electronics
- Building automation
- Automotive electronics
- Energy and environmental engineering
- Safety and medical engineering

Ordering examples

Construction	Class of accuracy	Leads (ø d x l [mm] lead material)	Operating temperature range [°C]
Pt5000 FMC 2x5x1,0	F 0,15	0.25x15 AgPd5	-50/+400
Pt5000 FMC 2x5x1,3	F 0,3	0.2x10 NiPt	-50/+500

Other classes of accuracy and wire lengths are available on request.



UST Umweltsensortechnik GmbH is certified according to

