

Platinum Temperature Sensor Pt200 FMC 1,5x3,5

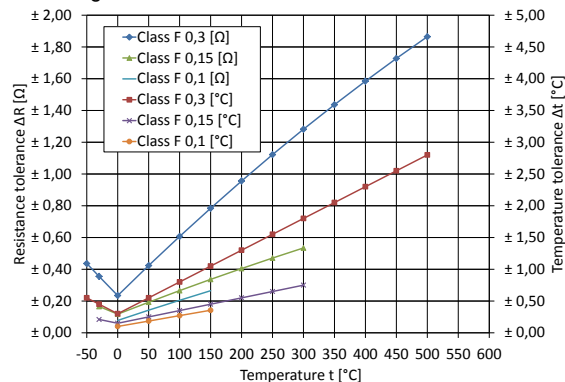
Technical Data

Resistance at 0 °C (R ₀)	200 Ω
Temperature coefficient (0 °C up to +100 °C)	3.85 · 10 ⁻³ K ⁻¹
Tolerance classes according to DIN EN 60751	<ul style="list-style-type: none"> • F 0,1 (0°C - +150°C) • F 0,15 (-30°C - +300°C) • F 0,3 (-50°C - +500°C)
Operating temperature range depending on lead material:	
AgPd5, Au-coated Ni-wire	-50 °C up to +400 °C
Pt-coated Ni-wire	-50 °C up to +500 °C (short-time up to +550 °C)
Pt	-50 °C up to +600 °C
Measurement current (DC) at 25 °C	1 mA
Maximal permissible peak current (DC) at 25 °C	3 mA
Insulation resistance	> 10 MΩ
Self-heating at 0 °C	< 0.5 K / mW
Thermal response time	
Flowing water (v = 0.2 m/s)	T _{0.5} = 0.07 s, T _{0.9} = 0.2 s
Flowing air (v = 1 m/s)	T _{0.5} = 4 s, T _{0.9} = 10 s
Resistance value [Ω] at	
Temperature	Tolerance class
	F 0,1 [Ω] F 0,15 [Ω] F 0,3 [Ω]
0 °C	200 ± 0.08 200 ± 0.12 200 ± 0.24
+100 °C	277.01±0.2 277.01±0.27 277.01±0.61

R _t measuring point	2 mm from wire end
Maximal Resistance Change at UCT 250 h	< 0.1 %
Specification	DIN EN 60751
Type	Film sensor
Technology: Advanced thin-film-technology (ceramic carrier with a structured platinum layer, covered with a passivation layer)	
Operating conditions: Unprotected application only in dry environments without any contamination. Any compressive and tensile stresses of the leads have to be avoided.	
Conformity: 2011/65/EU: Restriction of the use of Hazardous Substances Directive (RoHS)	
Dimensions [mm]	
Leads	AgPd5 Ni NiAu NiPt Pt
l [mm]	15 ± 1 10 ± 1 10 ± 1 10 ± 1 7 ± 1
d [mm]	0.25 0.2 0.2 0.2 0.2

Functional performance

according to DIN EN 60751



Picture 1: Resistance and temperature tolerances of Pt200 (Please note - the operating temperature range depends on lead material!)

Temperature range from -50 °C up to 0 °C:

$$R_t = R_0 \cdot (1 + A \cdot t + B \cdot t^2 + C \cdot (t - 100 \text{ °C}) \cdot t^3)$$

Temperature range from 0°C up to +600°C:

$$R_t = R_0 \cdot (1 + A \cdot t + B \cdot t^2)$$

Tolerance classes according to DIN EN 60751:

Class F 0,1 (0°C - +150°C): $\Delta t = \pm (0.1 + 0.0017 \cdot |t|)$

Class F 0,15 (-30°C - +300°C): $\Delta t = \pm (0.15 + 0.002 \cdot |t|)$

Class F 0,3 (-50°C - +500°C): $\Delta t = \pm (0.3 + 0.005 \cdot |t|)$

Whereby:

R_t ... Resistance [Ω] at temperature t

R₀ ... Resistance [Ω] at 0 °C

t ... Temperature [°C]

Δt ... Permissible temperature deviation at t [°C]

$$A = 3.9083 \cdot 10^{-3} \text{ °C}^{-1}$$

$$B = -5.775 \cdot 10^{-7} \text{ °C}^{-2}$$

$$C = -4.183 \cdot 10^{-12} \text{ °C}^{-4}$$



Fields of application

- Industrial electronics
- Building automation
- Automotive electronics
- Energy and environmental engineering
- Safety and medical engineering

Ordering examples

Construction	Class of accuracy	Leads (∅ d x l [mm] lead material)	Operating temperature range [°C]
Pt200 FMC 1,5x3,5	F 0,15	0.25x15 AgPd5	-50/+400
Pt200 FMC 1,5x3,5	F 0,3	0.2x10 NiPt	-50/+500

Other classes of accuracy and wire lengths are available on request.



UST Umweltsensortechnik GmbH
is certified according to

