

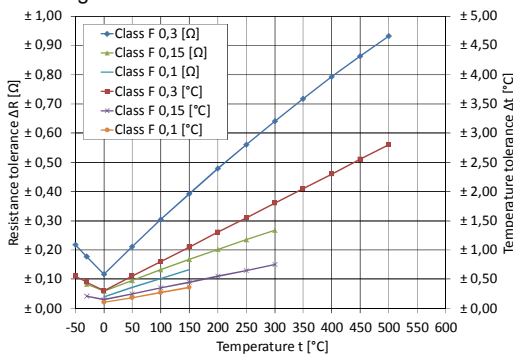
## Technical Data

Resistance at 0 °C	100 Ω
Temperature coefficient (0 °C up to +100 °C)	$3.85 \cdot 10^{-3} \text{ K}^{-1}$
Tolerance classes according to DIN EN 60751	<ul style="list-style-type: none"> <li>• F 0,1 (0 °C - +150 °C)</li> <li>• F 0,15 (-30 °C - +300 °C)</li> <li>• F 0,3 (-50 °C - +500 °C)</li> </ul>
Operating temperature range depending on lead material:	
AgPd5, Au-coated Ni-wire	-50 °C up to +400 °C
Pt-coated Ni-wire	-50 °C up to +500 °C (short-time up to +550 °C)
Pt	-50 °C up to +600 °C
Measurement current (DC) at 25 °C	1.0 mA
Maximal permissible peak current (DC) at 25 °C	3.0 mA
Insulation resistance	> 10 MΩ
Self-heating at 0 °C	< 0.5 K / mW
Thermal response time	
Flowing water (v = 0.2 m/s)	$T_{0,5} = 0.07\text{s}, T_{0,9} = 0.3\text{s}$
Flowing air (v = 1 m/s)	$T_{0,5} = 6\text{s}, T_{0,9} = 20\text{s}$
Resistance value [Ω] at	
Temperature	Tolerance class
	F 0,1 [Ω]    F 0,15 [Ω]    F 0,3 [Ω]
0 °C	$100 \pm 0.04$ $100 \pm 0.06$ $100 \pm 0.12$
+100 °C	$138.51 \pm 0.1$ $138.51 \pm 0.13$ $138.51 \pm 0.3$

$R_t$ measuring point	2 mm from wire end
Maximal Resistance Change at UCT 250 h	< 0.1 %
Specification	DIN EN 60751
Type	Film sensor
<b>Technology:</b> Advanced thin-film-technology (ceramic carrier with a structured platinum layer, covered with a passivating layer)	
<b>Operating conditions:</b> Unprotected application only in dry environments without any contamination	
<b>Conformity:</b> 2002/95/EC Restriction of the use of Hazardous Substances Directive (RoHS)	
Dimensions [mm]	
Leads	AgPd5    NiAu    NiPt    Pt
l [mm]	$15 \pm 1$ $10 \pm 1$ $10 \pm 1$ $7 \pm 1$
d [mm]	0,25    0,2    0,2    0,2

## Functional performance

according to DIN EN 60751



Picture 1: Resistance and temperature tolerances of Pt100 (Please note - the operating temperature range depends on lead material!)

Temperature range from -50 °C up to 0 °C:

$$R_t = R_0 \cdot (1 + A \cdot t + B \cdot t^2 + C \cdot (t - 100 \text{ °C}) \cdot t^3)$$

Temperature range from 0 °C up to +600 °C:

$$R_t = R_0 \cdot (1 + A \cdot t + B \cdot t^2)$$

Tolerance classes according to DIN EN 60751:

Class F 0,1 (0 °C - +150 °C):  $\Delta t = \pm (0.1 + 0.0017 \cdot |t|)$

Class F 0,15 (-30 °C - +300 °C):  $\Delta t = \pm (0.15 + 0.002 \cdot |t|)$

Class F 0,3 (-50 °C - +500 °C):  $\Delta t = \pm (0.3 + 0.005 \cdot |t|)$

Whereby:

$R_t$  ... Resistance [Ω] at temperature t

$R_0$  ... Resistance [Ω] at 0 °C

t ... Temperature [°C]

$\Delta t$  ... Permissible temperature deviation at t [°C]

$$A = 3.9083 \cdot 10^{-3} \text{ °C}^{-1}$$

$$B = -5.775 \cdot 10^{-7} \text{ °C}^{-2}$$

$$C = -4.183 \cdot 10^{-12} \text{ °C}^{-4}$$

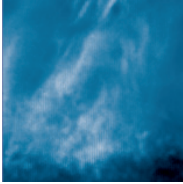

## Fields of application

- Industrial electronics
- Building automation
- Automotive electronics
- Energy and environmental engineering
- Safety and medical engineering

## Ordering examples

Construction	Class of accuracy	Leads (ø d x l [mm] lead material)	Operating temperature range [°C]
<b>FMC 2101</b>	<b>F 0,15</b>	<b>0.25x15 AgPd5</b>	<b>- 50/+400</b>
<b>FMC 2101</b>	<b>F 0,3</b>	<b>0.2x10 NiPt</b>	<b>- 50/+500</b>

Other classes of accuracy and wire lengths are available on request.



UST Umweltsensortechnik GmbH  
is certified according to

