

Technical data

| | | |
|--|---|-------------|
| Resistance at 0 °C | 200 Ω | |
| Temperature coefficient (0 °C up to +100 °C) | $3.85 \cdot 10^{-3} \text{ K}^{-1}$ | |
| Tolerance classes to DIN EN 60751 | F 0,3 (up to +400 °C) F 0,6 (up to +850 °C) | |
| Operating temperature range | -50 °C up to +850 °C | |
| Measurement current (DC) at 25 °C | 1.0 mA | |
| Insulation resistance | > 10 MΩ | |
| Self-heating at 0 °C | < 0.2 K/mW | |
| Thermal response time Flowing air | $T_{0,5} \leq 5 \text{ s}$, $T_{0,9} \leq 9 \text{ s}$ | |
| Thermal shock resistance | 280 °C | |
| Resistance value at 0 °C (class F 0,3) at 100 °C (class F 0,3) | 200.00 Ω ± 0.24 Ω 277.01 Ω ± 0.61 Ω (each resistance value plus lead resistance) | |
| Leads | | |
| Material | NiSi | Kanthal |
| Ø d [mm] | 0.3 | 0.25 |
| Resistivity at 20 °C | 34 μΩ · cm | 139 μΩ · cm |
| | (Sources: Product information of the lead manufacturers) | |

Operating conditions

Unprotected application only in dry environments without any contamination. Any compressive and tensile stresses of the leads have to be avoided.

Remark

For high temperature applications the sensor element has to be protected applicable against contaminations of substances (heavy metals, Si, P, Cl, Na, Ka etc.) which could destroy for example the pattern structure caused by chemical or electro-chemical reactions.

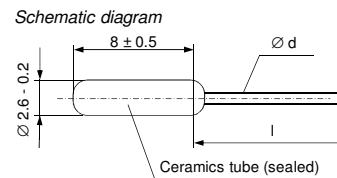
Technology

Chip - advanced thin-film-technology (ceramic carrier with a structured platinum layer, covered with a passivating layer), assembled in a sealed ceramic protective tube

Conformity

2002/95/EC Restriction of the use of Hazardous Substances Directive (RoHS)

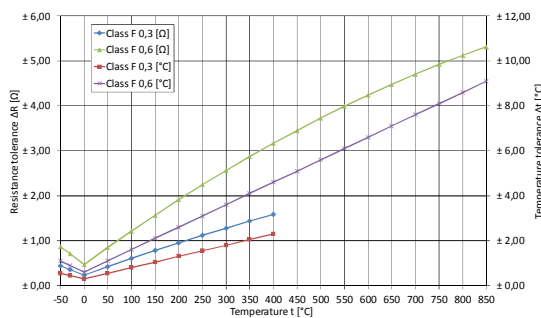
Dimensions [mm]



Ø d... depending on lead material (please see left table);
l ≥ 10 mm, variable

Functional performance (Sensor element)

according to DIN EN 60751



Picture 1: Resistance and temperature tolerances of HTS Pt200 HT850 °C Ø2.6x8

Temperature range from -50 °C up to 0 °C:

$$R_t = R_0 \cdot (1 + A \cdot t + B \cdot t^2 + C \cdot (t - 100 \text{ °C}) \cdot t^3)$$

Temperature range from 0 °C up to +850 °C:

$$R_t = R_0 \cdot (1 + A \cdot t + B \cdot t^2)$$

Tolerance classes:

Class F 0,3: $\Delta t = \pm (0.3 + 0.005 \cdot |t|)$

Class F 0,6: $\Delta t = \pm 2 \cdot (0.3 + 0.005 \cdot |t|)$

whereby:

R_t ... Resistance [Ω] at temperature t

R_0 ... Resistance [Ω] at 0 °C

t ... Temperature [°C]

Δt ... Permissible temperature deviation at t [°C]

$$A = 3.9083 \cdot 10^{-3} \text{ °C}^{-1}$$

$$B = -5.775 \cdot 10^{-7} \text{ °C}^{-2}$$

$$C = -4.183 \cdot 10^{-12} \text{ °C}^{-4}$$

Fields of application



- Automotive electronics
- Industrial electronics
- Building automation
- Energy and environmental engineering
- Safety and medical engineering

Ordering example

Please use the following code/article description:

HTS Pt200 class F 0,3/0 °C, F 0,6/850 °C, Ceramics tube Ø2.6x8 mm sealed, NiSi-Leads Ø0,3 mm, variant l=100mm

(Other wire lengths are available on request.)



UST Umweltsensortechnik GmbH
is certified according to



Made in Germany