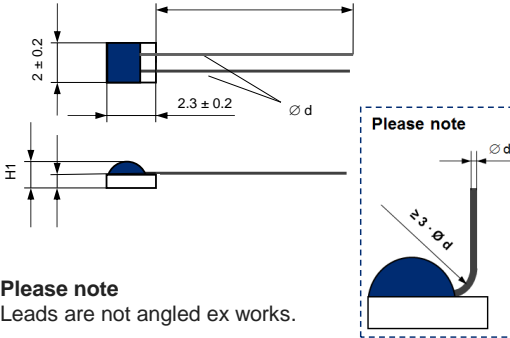


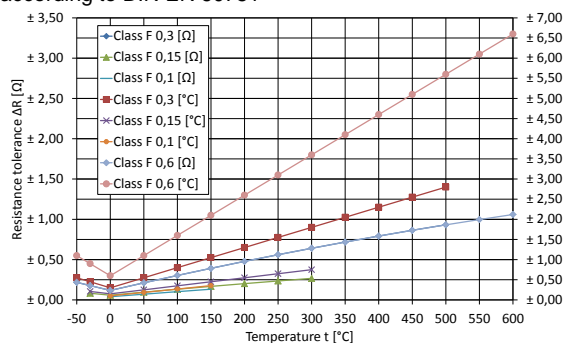
Technical Data

Resistance at 0°C (R ₀)	100 Ω
Temperature coefficient (0°C up to +100°C)	$3.85 \cdot 10^{-3} \text{ K}^{-1}$
Tolerance classes according to DIN EN 60751	<ul style="list-style-type: none"> F 0,1 (0°C - +150°C) F 0,15 (-30°C - +300°C) F 0,3 (-50°C - +500°C) F 0,6 (-50°C - +600°C)
Operating temperature range depending on lead material:	
AgPd5, Au-coated Ni-wire	-50 °C up to +400 °C
Pt-coated Ni-wire	-50 °C up to +500 °C (short-time up to +550 °C)
Pt	-50 °C up to +600 °C
Measurement current (DC) at 25 °C	1 mA
Maximal permissible peak current (DC) at 25 °C	3 mA
Insulation resistance	> 10 MΩ
Self-heating at 0 °C	< 0.5 K / mW
Thermal response time	
Flowing water (v = 0.2 m/s)	T _{0.5} = 0.07 s, T _{0.9} = 0.2 s
Flowing air (v = 1 m/s)	T _{0.5} = 4 s, T _{0.9} = 10 s
Resistance value R _t [Ω] at temperature t	
	Tolerance class
t	F 0,1 [Ω] F 0,15 [Ω] F 0,3 [Ω] F 0,6 [Ω]
0 °C	100±0.04 100±0.06 100±0.12 100±0.24
+100 °C	138.51±1 138.51±1.3 138.51±3 138.51±6

R _t measuring point	2 mm from wire end																							
Maximal Resistance Change at UCT 250 h	< 0.1 %																							
Specification	DIN EN 60751																							
Type	Film sensor																							
Technology: Advanced thin-film-technology (ceramic carrier with a structured platinum layer, covered with a passivation layer)																								
Operating conditions: Unprotected application only in dry environments without any contamination																								
Conformity: 2011/65/EU Restriction of the use of Hazardous Substances Directive (RoHS)																								
Dimensions [mm]																								
																								
Please note Leads are not angled ex works.																								
	<table border="1"> <tr> <td>FMA- 2105 2x2.3x1.3</td> <td>FMA- 2105 2x2.3x1.0</td> <td>Leads</td> <td>AgPd5</td> <td>NiAu</td> <td>NiPt</td> <td>Pt</td> </tr> <tr> <td>H1 [mm]</td> <td>1.3 ± 0.2</td> <td>1 ± 0.2</td> <td>l [mm]</td> <td>15 ± 1</td> <td>15 ± 1</td> <td>10 ± 1</td> <td>7 ± 1</td> </tr> <tr> <td>H2 [mm]</td> <td>0.65</td> <td>0.4</td> <td>d [mm]</td> <td>0.25</td> <td>0.2</td> <td>0.2</td> <td>0.2</td> </tr> </table>	FMA- 2105 2x2.3x1.3	FMA- 2105 2x2.3x1.0	Leads	AgPd5	NiAu	NiPt	Pt	H1 [mm]	1.3 ± 0.2	1 ± 0.2	l [mm]	15 ± 1	15 ± 1	10 ± 1	7 ± 1	H2 [mm]	0.65	0.4	d [mm]	0.25	0.2	0.2	0.2
FMA- 2105 2x2.3x1.3	FMA- 2105 2x2.3x1.0	Leads	AgPd5	NiAu	NiPt	Pt																		
H1 [mm]	1.3 ± 0.2	1 ± 0.2	l [mm]	15 ± 1	15 ± 1	10 ± 1	7 ± 1																	
H2 [mm]	0.65	0.4	d [mm]	0.25	0.2	0.2	0.2																	

Functional performance

according to DIN EN 60751



Picture 1: Resistance and temperature tolerances of Pt100 (Please note - the operating temperature range depends on lead material!)

Temperature range from -50 °C up to 0 °C:

$$R_t = R_0 \cdot (1 + A \cdot t + B \cdot t^2 + C \cdot (t - 100) \cdot t^3)$$

Temperature range from 0°C up to +600°C:

$$R_t = R_0 \cdot (1 + A \cdot t + B \cdot t^2)$$

Tolerance classes according to DIN EN 60751:

Class F 0,1 (0°C - +150°C): $\Delta t = \pm (0.1 + 0.0017 \cdot |t|)$

Class F 0,15 (-30°C - +300°C): $\Delta t = \pm (0.15 + 0.002 \cdot |t|)$

Class F 0,3 (-50°C - +500°C): $\Delta t = \pm (0.3 + 0.005 \cdot |t|)$

Class F 0,6 (-50°C - +600°C): $\Delta t = \pm (0.6 + 0.01 \cdot |t|)$

Whereby:

R_t ... Resistance [Ω] at temperature t

R₀ ... Resistance [Ω] at 0 °C

t ... Temperature [°C]

Δt ... Permissible temperature deviation at t [°C]

$$A = 3.9083 \cdot 10^{-3} \text{ } ^\circ\text{C}^{-1}$$

$$B = - 5.775 \cdot 10^{-7} \text{ } ^\circ\text{C}^{-2}$$

$$C = - 4.183 \cdot 10^{-12} \text{ } ^\circ\text{C}^{-4}$$


Fields of application

- Industrial electronics
- Building automation
- Automotive electronics
- Energy and environmental engineering
- Safety and medical engineering

Ordering examples

Construction	Class of accuracy	Leads (Ø d x l [mm] lead material)	Operating temperature range [°C]
FMA- 2105 2x2,3x1.3	F 0,15	0.25x15 AgPd5	-50/+400
FMA- 2105 2x2,3x1.0	F 0,3	0.2x10 NiAu	-50/+400
FMA- 2105 2x2,3x1.0	F 0,6	0.25x15 AgPd5	-50/+400

Other classes of accuracy and wire lengths are available on request.



UST Umweltsensortechnik GmbH is certified according to

