


## Technical data

<b>Gas sensor</b>	<b>GG5:</b>	Single sensor
<b>Type of sensor</b>	<b>9:</b>	Sensor for R134a and other refrigerants
<b>Chip</b>	<b>5:</b>	Size = (1.5 x 1.5) mm <sup>2</sup>
<b>Heater resistance at 0 °C</b>	<b>3:</b>	R <sub>H0</sub> = (10.0 ± 0.5) Ω
<b>Class of accuracy</b>	<b>0:</b>	R <sub>S0</sub> = ± 75 %, R <sub>S</sub> /R <sub>S0</sub> = ± 30 %
<b>Housing</b>	<b>T:</b>	Sensor in a TO39-housing with a stainless steel cap
<b>Dimensions</b>		
<b>Pin assignment</b>	Pin 1, 4 ... Heater; Pin 2, 3 ... Sensitive layer	
<b>Operating parameters</b>	Heater Temperature T <sub>H</sub> = (425 ± 15) °C Heater resistance R <sub>H</sub> = (25.6 ± 1.3) Ω Power rate P <sub>H</sub> ≈ 415 mW (Heater voltage U <sub>Hstat</sub> = 3.2 V)	
<b>Sensor parameters</b>	Basic resistance R <sub>S0</sub> = (400 ± 300) kΩ	
<b>Measurement voltage</b>	U <sub>S</sub> < 250 mV	
<b>Allowable storage and transportation temperature</b>	-25 °C ... +70 °C	
<b>Allowable storage and transportation humidity</b>	20 % ... 80 % relative humidity	
<b>Allowable storage conditions</b>	Storage environment free of any contaminations, particularly protected against chemical substances, such as Silicone etc.	
<b>Net weight</b>	ca. 0.35 g	
<b>Conformity</b>	2011/65/EU: Restriction of the use of Hazardous Substances Directive (RoHS)	

*R<sub>S</sub>... resistance sensitive layer, R<sub>H</sub>... heater resistance*



UST Umweltsensortechnik GmbH  
is certified according to



## Technical data

### Typical sensor characteristic to selected test gas

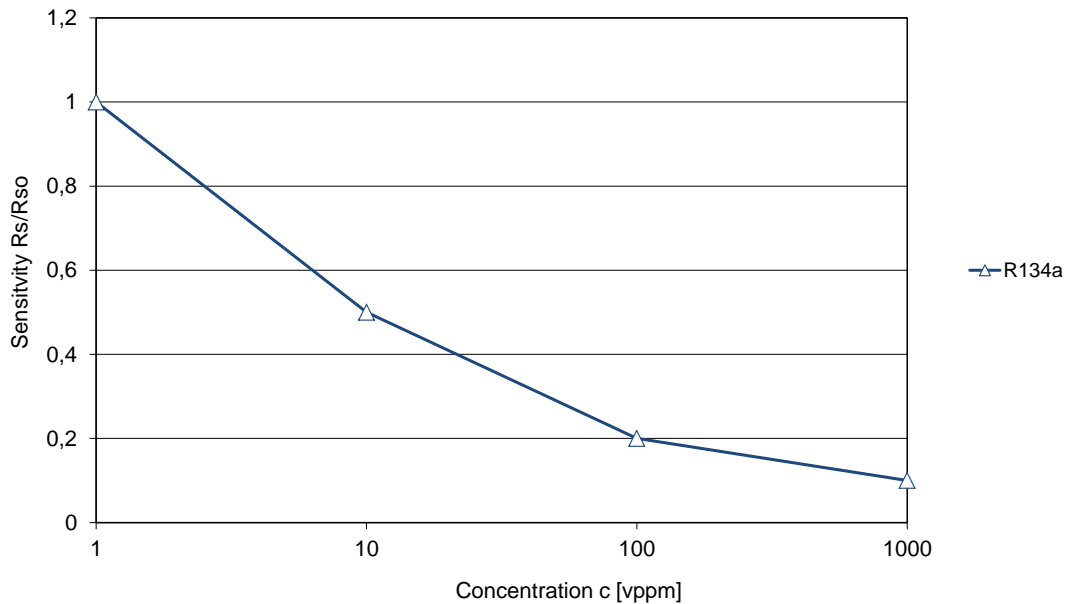


Figure 1: GGS 9530 T - Sensitivity characteristics on exposure to R134a ( $T_H = 425\text{ °C}$ )


### Important remarks:

Improper transport, storage and application may cause damaging the gas sensor. Any contamination of the sensor must be avoided. The application, transport and storage environment has to be free of any contamination, particularly protected against chemical substances, e.g. silicones.

In particular directly contact with substances containing, silicones, sulfurous substances or non-desorbing inorganic components or contaminations (e.g. smoke, fumes, oils, greases or evaporating liquids) may cause damaging the sensor or to changes in the sensor resistance and/or in the sensor characteristics.

The mentioned values and data are recommended values which include the fault tolerances of measuring under diffusion conditions.

**Please ask us for customized solutions.**



UST Umweltsensortechnik GmbH  
is certified according to

