
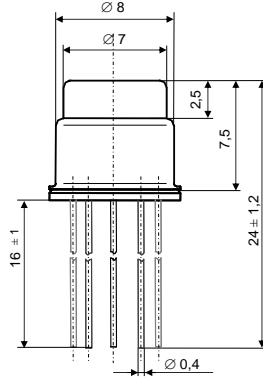
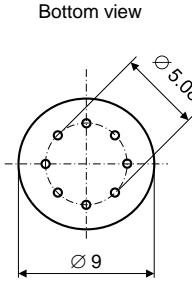
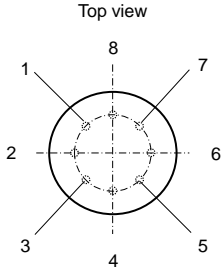



Preliminary technical data

Gas sensor	DGS: Array gas sensor	
Type of sensor	3A4P: UST Triplesensor [®] -Element with following gas sensitive layers: <ul style="list-style-type: none"> • 2000C2+: detection of easily oxidable gases CO, ...; • 3000C2+: detection of heavily oxidable gases CH₄, C₃H₈, ...; • 5000C2+: detection of reducible gases NO₂, O₃ 	
Chip	Size = (B x L: 2.0 x 2.3) mm ²	Figure 1: Opened sensor element without 2T-cap (2 gas sensor chips on an 8-Pin-TO39-socket) – similar to figure
Heater resistance at 0 °C	30 R _{H0} = (30.0 ± 0.5) Ω	
Type of sensor	6400	
	6: Sensor for the detection of H ₂ , with lowest cross sensitivity to CH ₄ , CO und C ₂ H ₅ OH	
Chip	4: Size = (B x L: 2.0 x 2.3) mm ²	
Heater resistance at 0 °C	0: R _{H0} = (30.0 ± 0.5) Ω	
Class of accuracy	0: R _{S0} = ± 75 %, R _S /R _{S0} = ± 30 %	
Housing	2T: Sensor in an 8-Pin-housing with a stainless steel cap (2T) - delivery form	
Dimensions	<div style="display: flex; justify-content: space-around;"> <div style="text-align: center;">  <p>Side view dimensions: Ø 8, Ø 7, 2.5, 7.5, 24 ± 1.2, 16 ± 1, Ø 0.4</p> </div> <div style="text-align: center;">  <p>Bottom view dimensions: Ø 5.08, Ø 9</p> </div> <div style="text-align: center;">  <p>Top view dimensions: 8, 7, 6, 5, 4, 3, 2, 1</p> </div> </div>	
Pin assignment	Pin 1: R _{SP3} 3A4P Pin 5: R _H 3A4P Pin 2: R _S 6400 Pin 6: R _H 6400 Pin 3: R _H 3A4P (GND) Pin 7: R _{SP2} 3A4P Pin 4: R _S 6400 Pin 8: R _H 6400 (R _S ... resistance sensitive layer(s), R _H ... heater resistance, R _{SP2} /R _{SP3} ... resistances on Pin2 or Pin3 of 3A4P sensor element)	



UST Umweltsensortechnik GmbH is certified according to



Preliminary technical data

Typical sensor characteristics to selected test gases

3A4P30		
Operating parameters	Heater temperature $T_H = (320 \pm 15) \text{ }^\circ\text{C}$ Power rate $P_H \approx 450\text{mW}$	
	$R_{0S1} = (50 \dots 3500) \text{ k}\Omega$ (2000C2+), $R_{0S2} = (30 \dots 3000) \text{ k}\Omega$ (5000C2+), $R_{0S3} = (30 \dots 3500) \text{ k}\Omega$ (3000C2+)	

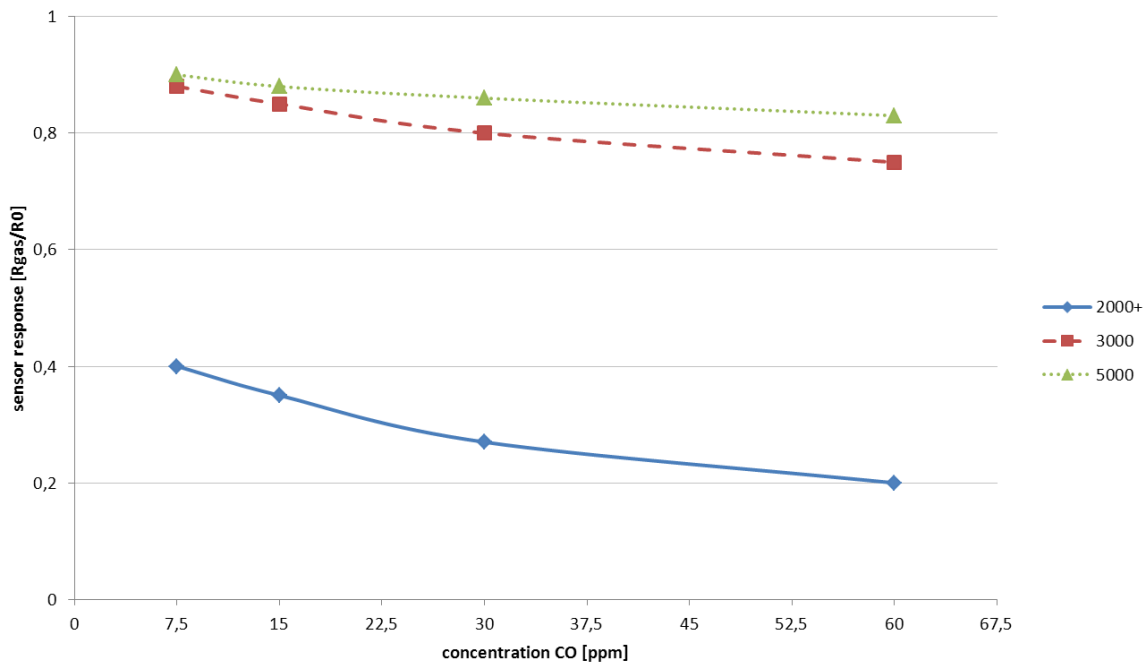


Figure 2: Typical sensor response of the 3 sensitive layers of the 3A4P-Gas sensor element on exposure to CO

UST Umweltsensortechnik GmbH
is certified according to



Preliminary technical data

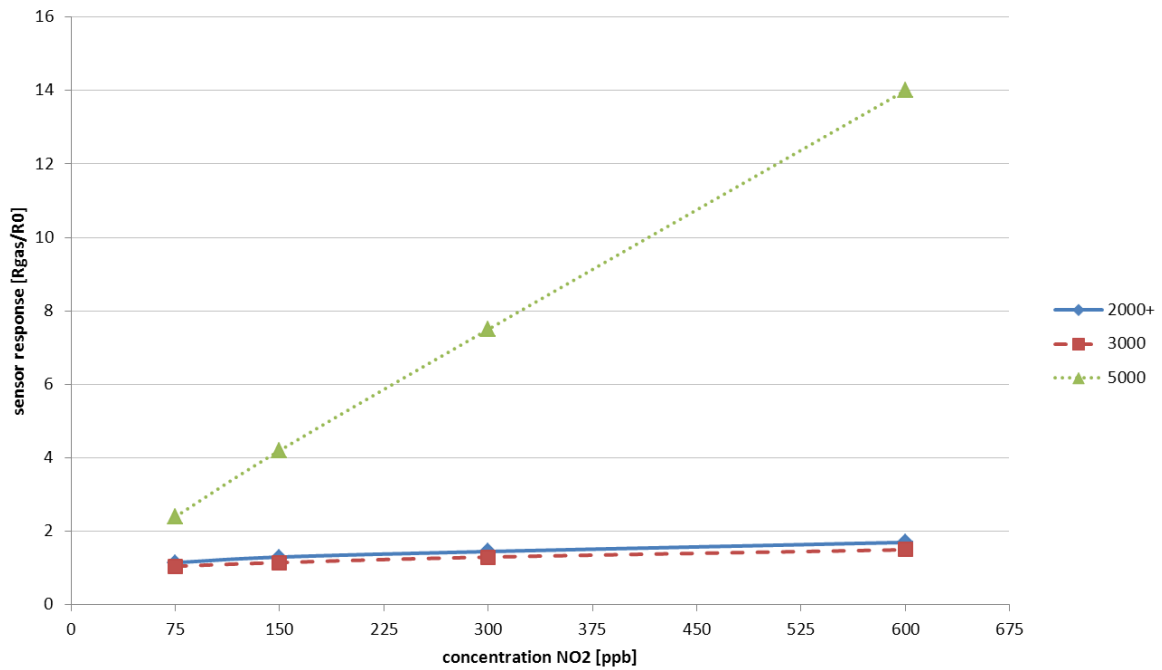


Figure 3: Typical sensor response of the 3 sensitive layers of the 3A4P-Gas sensor element on exposure to NO₂

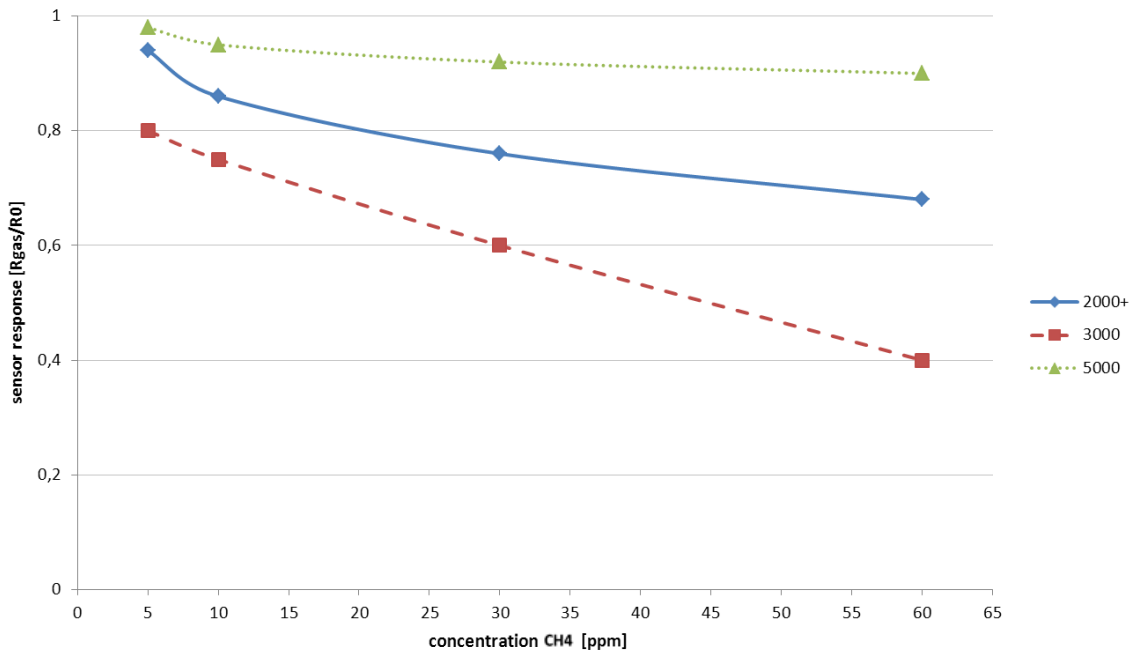



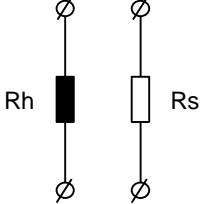
Figure 4: Typical sensor response of the 3 sensitive layers of the 3A4P-Gas sensor element on exposure to CH₄



UST Umweltsensortechnik GmbH
is certified according to



Preliminary technical data

6400		
Operating parameters	Temperature $T_H = (450 \pm 15) \text{ }^\circ\text{C}$ Power rate $P_H \approx 450\text{mW}$	
Sensor parameters	Basic resistance $R_{S0} = (5 \dots 50) \text{ k}\Omega$	

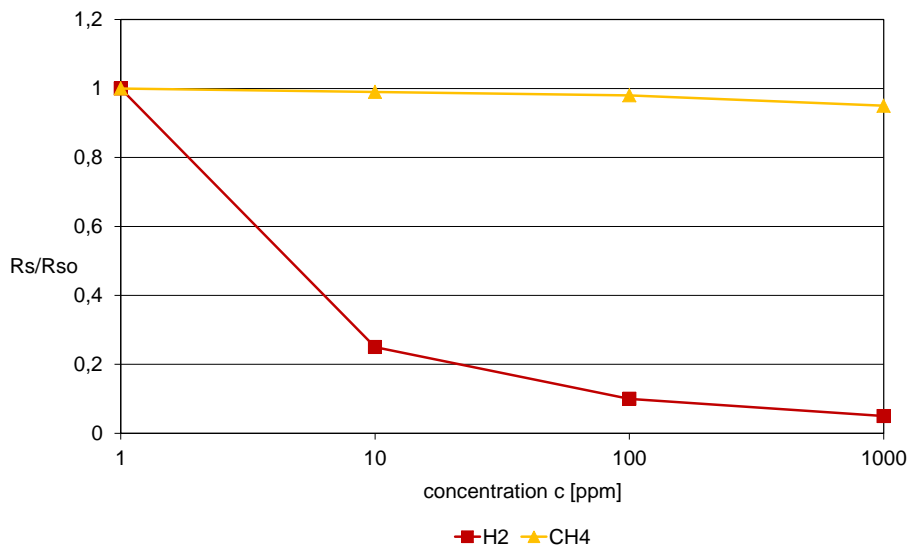


Figure 5: Sensitivity characteristics on exposure to H₂ and CH₄

Allowable storage and transportation temperature	-25 °C ... +70 °C
Allowable storage and transportation humidity	20 % ... 80 % relative humidity
Allowable storage conditions	Storage environment free of any contaminations, particularly protected against chemical substances, such as Silicone etc.
Net weight	ca. 0,35 g
Conformity	2011/65/EU: Restriction of the use of Hazardous Substances Directive (RoHS)


Important remarks:

Improper transport, storage and application may cause damaging the gas sensor. Silicone containing, sulphurous substances or non-desorbing an-organic contaminations may cause damaging the sensor or changes in the sensor resistance and/or changes in the sensor characteristics.

The mentioned values and data are recommended values which include the fault tolerances of measuring under diffusion conditions.

For sensor control, pre-processing of the sensor signals, storage of the calibration data and data communication we deliver an specific electronic module.

Please ask us for customized solutions.



UST Umweltsensortechnik GmbH
is certified according to

